

# ANNUAL REPORT

2080 - 2081



**J.S. Murarka Multiple Campus**

**Lahan, Siraha**

**Estd: 2044**

**Accredited by UGC, Nepal**

**Email: [jsmmc2012@gmail.com](mailto:jsmmc2012@gmail.com)**

**Website: [www.jsmmc.edu.np](http://www.jsmmc.edu.np)**

**Contact: 033-563252**

**Report Publication Date: 2081/07/25**





**Government of Nepal**  
**Ministry of Education,**  
**Science and Technology**



**University Grants Commission**

**BEST College of Nepal**  
**2076**



**DEDICATED TO QUALITY EDUCATION**



**J.S. Murarka Multiple Campus Lahan**  
**(Best Community Campus)**



# **J. S. MURARKA MULTIPLE CAMPUS**

**LAHAN, SIRAHA**

**Estd 2044**

**Email; jsmmc2012@gmail.com**

**Contact; 033-563252**



## **ANNUAL REPORT**

**2080/081**

**Budget Fiscal Year: 2081/082**

**Report Publication date: 2081/07/25**

# Acknowledgement

This regular publication Annual Report 2080/2081 briefly discusses academic, administrative, economic and other information of this Institution for sharing with its stakeholders and others as well. The report based on the UGC format presents the last three years progress, the present fiscal year and the coming next year work plan to some extent as well related to different aspects with the aim of disclosing all of its activities so far.

Very profoundly, thank goes to the faculty members and other staff as well for their rigorous work that has brought this campus in the position of having accredited by the UGC and awarded with the best community campus of Nepal 2076.

The campus management committee (CMC) would like to thank the team members who have brought this report in this form within such a short duration.

Similarly, the CMC also thanks to the Campus Assembly for reading it carefully and proving the required feedback for its further improvements.

The CMC would also express thanks to the UGC for activating the campus team for preparing such a report. Similarly, all the members (teaching and non-teaching staffs) of the campus deserve thanks for providing the required information, without that the report would not have been published in this form.

It is hoped that the report will play a vital role to establish a good attachment among the public and also to have invaluable suggestions for further improvement.

Finally, thank goes to the computer typist and the publisher for their steady effort to have brought the report in its complete shape.

**Mahesh Prasad Chaudhary**

Chairperson

Campus Management Committee  
JS Murarka Multiple Campus Lahan, Siraha



## Executive Summary

J S Murarka Multiple Campus Lahan (Siraha) established in 2044, accredited by the UGC and awarded with the best community campus by the Ministry of Education, Science and Technology in 2076 has been one of the pioneer higher institutions addressing the enrolled and graduated by keeping in the view of employability of the graduates and/or their capacity for self-initiatives/entrepreneurships to generate employment. Now, the Institution is in its pursuit of being reaccredited soon as the Lol has already been approved and SSR is in its good pace for the completion.

**ANNUAL REPORT 2080/2081** has been prepared to show the status of the different sides of the campus from the last three years and the current fiscal year as well and also presents the important aspects of the physical development so far and financial status. The report has nine sections altogether. Section 1 presents the background information of the Institution including its mission, vision and goals as well. The academic progress including enrollment, exam status and graduate trends of the three academic sessions have been presented in the second section. Similarly, the physical progress and financial progress of the Institution are shortly stated in third and fourth sections respectively. Chapter 5 discusses the social progress. Moreover, the extra-curricular activities are discussed in the sixth section. The campus has also planned different social activities to contribute the society and motivating activities for the society to involve for contributing the campus developments. Similarly, the campus regularly celebrates the weekly extra-curricular activities based on its academic calendar. The third last section deals with the analysis and identification of the short- and long-term challenges and a plan to address such ones in the second last. The last section, section nine, presents the work plan and budget of the current fiscal year 2080/2081.

At present, Bachelor programs; B.A., B.Ed., B.B.S., B.Sc., BICTE and Master's programs; M.Ed. M.A. and M.B.S. are functional in this Institution and the program (BICTE) and all the Masters are Semester system. The total students enrolled in 2079, 2080 and 2081 were 2304, 2760 and 2437 respectively. In 2079, there were 973 males (900 from Bachelor and 73 from Master) and 1331 females (1267 from Bachelor and 64 from Master), in 2080, there were 1231 males (1084 from Bachelor and 147 from Master) and 1529 females (1432 from Bachelor and 97 from Master), and in the year 2081, there were/are 2437 from which there were 2148 in the Bachelor only and 289 were in the Master. In that year, the total males were 1062 (889 in Bachelor and 173 in Master) and females were 1375 (1259 in Bachelor and 116 in Master). Comparatively, there is the fluctuation condition in the students' enrollment during those last three years. In all these years, most of the students were from the EDJ, Madheshi and some of them were from the Dalit. Comparatively, the number of the students remained high in Management following the Education faculty as the second position for the enrollment.



## **Abbreviations**

CA	: Campus Assembly
CMC	: Campus Management Committee
CCMC	: Covid-19 Crisis Management Committee
D	: Dalit
EDJ	: Educationally Disadvantaged Janjati
JSMCMC	: J S Murarka Multiple Campus
HERP	: Higher Education Reform Project
F	: Female
M	: Madhesi/Male
NEB	: National Education Board
NEHEP	: Nurturing Excellence in Higher Education Program
SHEP	: Second Higher Education Project
QAA	: Quality Assurance and Accreditation
UGC	: University Grants Commission
TU	: Tribhuvan University

## **List of Tables and Figures**

Table No. 1	: Enrolment of the Last Three Years
Table No. 2	: Pass Rate Trend of 2078
Table No. 3	: Pass Rate Trend of 2079
Table No. 4	: Pass Rate Trend of 2080
Table No. 5	: Graduate Rate in 2078, 2079 and 2080
Table No. 6	: Financial Resources in the Last Three Fiscal Years
Table No. 7	: Expenditure of the Last Three Years
Figure No. 1	: Enrolment of the Years 2079, 2080 & 2081
Figure No. 2	: Exam Status of 2078, 2079 & 2080
Figure No. 3	: Graduates of 2078, 2079 & 2080
Figure No. 4	: Expenditure of 2080/081

## 1. Background

The Institution *JS Murarka Multiple Campus Lahan, Siraha* is a community-based campus established in 2044 BS with the mandates of producing qualified manpower on different areas, carrying out research and other qualitative activities and is endowed with well qualified, competent and committed faculty members. With the increasing number of enrollment, graduates, their concerns of quality and relevance of higher education programs, this Institution has been one of the pioneer higher institutions addressing the enrolled and graduated by keeping in the view of employability of the graduates and/or their capacity for self-initiatives/entrepreneurships to generate employment. The Institution started its educational journey with the collaborative efforts to fulfil the demands of people around this area in the field of education, and aims to bring comprehensive reforms in higher education in the country particularly by enhancing quality and relevance of higher education by improving access for academically qualified under-privileged students, including girls, *Dalits* and educationally disadvantaged *Janjati* to higher education.

The Institution started its journey having the affiliation of the faculty of humanities from proficiency certificate level with Tribhuvan University, and currently it has functionally been providing different programs from +2 levels to post graduate level in Humanities, Education, Management and Science. The Secondary level program has been managed separately. The campus is situated at Lahan Municipality-10 near Gramin Chowk in the mid part of Lahan, 2.5 km far from the national highway. Lahan Municipality has provided a land plot of 15-16-01 *Bigha* as its main property. The campus has its own grand buildings granted by the renowned social worker and business entrepreneurs, and the ugc as well for different purposes separately.

The campus successfully completed Quality Assurance and Accreditation (QAA) cycle of the UGC which is as a mission of improving quality of education in Nepalese higher education, and has been accredited in 2076. Similarly, this campus has been awarded as the best community campus of Nepal by the Ministry of Education, Science and Technology for the year 2076. Now, the team working for the QAA cycle has been involved in attempting its renewal process with the aim of giving its continuity for the future.

The second wave of the COVID-19 pandemic has had a severe impact on higher education as universities closed their premises and countries shut their borders in response to lockdown measures for long time, pushing community sectors like this Institute into the decades back.



The lockdowns have interrupted conventional schooling with nationwide school/campuses closures that has created some sort of educational anarchy with the universities and needs immediate and short-term measures and enable teachers to compensate for the loss. Although higher education institutions were quick to replace face-to-face lectures with online learning, these closures affected learning and examinations as well as the safety and legal status of international students in this Institution because, during the extreme time of Lockdown in Nepal, the Province Government & CCMC Siraha selected it as a main transit quarantine center for three districts: Siraha, Udyapur and Saptari as well which has brought a long negative impact on the people around and some feeder institutions for sending the students here. Due to it also, the enrollment including teaching-learning activities are still in high-take risk to compensate for the Institute, searching for the new strategies to mitigate the impact of the COVID-19, since the majority of students have almost no access to technology. Teachers also had to adapt to new pedagogical concepts and modes of delivery of teaching, for which they may not have been trained. In particular, learners in the most marginalised groups, who don't have access to digital learning resources or lack the resilience and engagement to learn on their own, are at risk of falling behind.

This is an annual glimpse of the Institution prepared with the title ANNUAL REPORT 2080/2081 based on the database of the students enrolled, their graduation trend or drop out in the last three academic years, income sources, expenditure trend, existing facilities, and infrastructure and laboratory instrument available at the department.

## **1.1 Commitment, Vision, Mission, Goals and Objectives**

### **1.1.1. Commitment**

Considering the TU long term planning for fostering quality in the educational sectors, this campus is solely committed to enhance the practical career of its students in the national and international levels through the quality researched based education and enable them to address any challenges in the society. It is a not-profit, non - government institution dedicated to maintain high standards of academic excellence.

### **1.1.2. Vision**

To make the Institution a model for producing qualified, skilled and devoted human resources.



### **1.1.3. Mission**

To contribute for building prosperous society by producing updated and efficient human resources providing research and practical based quality education under well physical facilitated infrastructure, good governance, local resource mobilization, stakeholders' participation and their access as well.

### **1.1.4. Goals**

- To enhance the quality education with effective management and well facilitated physical infrastructure for sustainable development,
- To mobilize the local resources with the active participation of the stakeholders,
- To develop and expand its policy and procedures as well as research based activities and linkage with other organizations for the Institutional development of the campus, and
- To organize different workshops, seminars and trainings for the professional development of the staff.

### **1.1.5. Objectives**

- To enhance the quality education in the national and international level
- To develop well managed physical infrastructure as per need
- To make the administrative activities well managed and effective
- To maintain the updated educational environment
- To maintain it as a green and clean Institution
- To expand the interaction with the stakeholders
- To mobilize the local donors and well wishers for their contribution
- To mobilize the internal and external resources,
- To form and apply the required policy and plan in the Institution
- To manage the ways of reducing hazards in the Institution
- To manage the modernized information systems
- To expand the academic programs as per need
- To maintain and promote the research-oriented activities
- To organize workshops, trainings, conferences, etc. for developing the quality of the staff (teaching and non-teaching) and students as well
- To renew the certificate of QAA (Quality Assurance and Accreditation)



## 2. Academic Progress

Regarding the progress that the campus has got in its academic performance during the last three years related to enrolment, pass rate and graduate rate of the students and others, a short analysis along with the tables is presented below.

### 2.1 Enrolment Trend Analysis of the Last Three Years

Regarding the enrollment status of the students in different faculties of Bachelor and Master's levels in the years 2079, 2080 and 2081 is presented in the table below.

*Table No. 1 Enrolment of the years 2079, 2080 and 2081*

Faculties/ Programs	2079					2080					2081				
	M	F	EDJ	D	Total	M	F	EDJ	D	Total	M	F	EDJ	D	Total
B.A.	25	4	22	1	29	34	13	37	5	47	18	14	23	1	32
B.Ed.	231	598	676	120	829	314	628	939	157	942	216	490	465	125	706
B.B.S.	584	629	1028	108	1213	652	740	1173	145	1392	559	713	877	148	1272
B.Sc.	60	36	80	10	96	78	47	103	14	125	68	26	67	9	94
BICTE						6	4	6	3	10	28	16	16	5	44
M.Ed.	15	13	26	-	28	19	15	29	1	34	15	12	17	1	27
M.A.	38	32	48	9	70	65	32	70	13	97	75	31	64	13	106
M.B.S.	20	19	35	-	39	63	50	96	5	113	83	73	80	12	156
<b>Grand Total</b>	<b>973</b>	<b>1331</b>	<b>1915</b>	<b>248</b>	<b>2304</b>	<b>1231</b>	<b>1529</b>	<b>2253</b>	<b>343</b>	<b>2760</b>	<b>1062</b>	<b>1375</b>	<b>1609</b>	<b>314</b>	<b>2437</b>

*Source: Administration Section, JS M M Campus, Lahan*

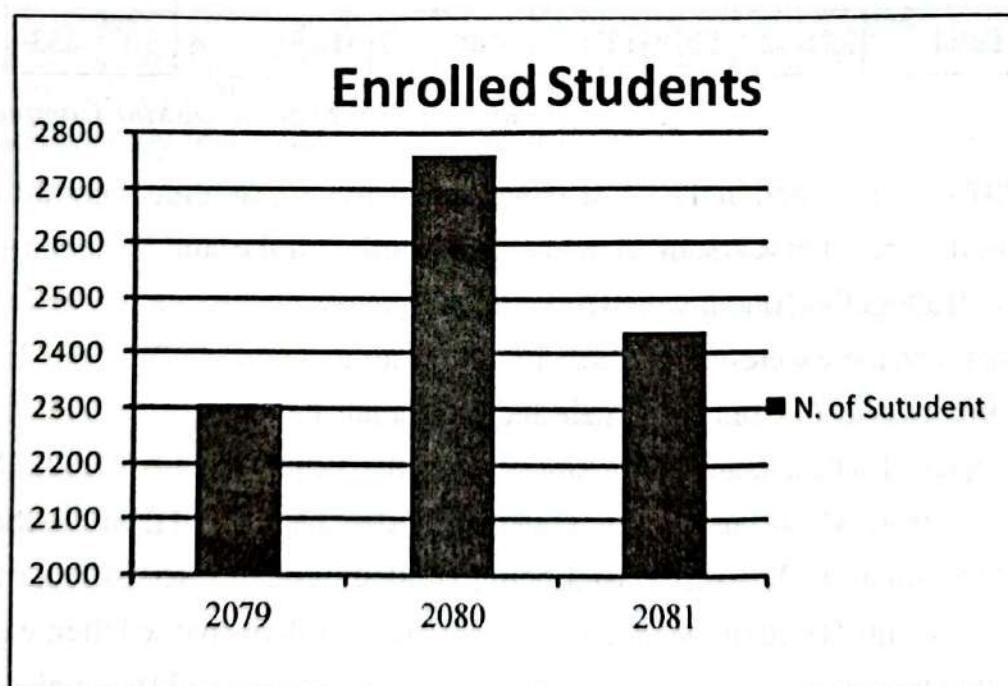
As there are B.A., B.Ed., B.B.S., B.Sc., BICTE M.Ed. M.A. and M.B.S. Programs (BICTE is the Semester system and all the Masters are Semester system), the total students enrolled in 2079 and 2080 were 2304 and 2760 respectively and in the year 2081 they were 2437. The number of the enrolled students in 2079 was 2304, wherein there were 973 males (900 from Bachelor and 73 from Master) and 1331 females (1267 from Bachelor and 64 from Master). In the year, i.e., 2080, there were 2760 altogether enrolled in Bachelor and Master, and among the total students, there were 1231 males (1084 from Bachelor and 147 from Master) and 1529 females (1432 from Bachelor and 97 from Master). From the total enrolled students (2437) in the year 2081 there were 2148 in the Bachelor only and 289 were in the Master. In that year, the total males were 1062 (889 in Bachelor and 173 in Master) and females were 1375 (1259 in Bachelor and 116 in Master). Comparatively, there was the fluctuation in the students' enrollment.



Regarding the EDJ and Dalit, in the year, i.e., 2079, there were 1915 students from the EDJ group, among them 1806 were from Bachelor and 109 from Master and 248 students from Dalit, among them 239 were from Bachelor and 9 from Master. Moreover, the EDJ and the *Dalit* in the year 2080 were 2253 and 343 respectively, and the number of Bachelor EDJ were 2058 and 195 from Master on the one hand and on the other hand, the number of *Dalit* were 324 from Bachelor and 19 from Master. The EDJ group in the year 2081, there were 1609 students which was almost more than 60% of the total students. Among them, 1448 were from the Bachelor and 161 from the Master. Similarly, the *Dalit* students in the current last year (2081) there were 314 students enrolled from which 228 were from the Bachelor and 26 from the Master..

Comparatively, the number of the students has remained high in the programs of Management (Bachelor and Master as well) in almost all the last two years including the running one (2081). The Education faculty for the Bachelor program has the second position for the enrollment.

**Fig. N. 1 Enrolled Students of 2079,2080 & 2081**





## 2.2 Pass Rate Trend Analysis of the Last Three Years

The pass rate trend during the last three years (out of the regular students who appeared in the examination) from Bachelor's and Master's levels in 2078, 2089 and 2080 are presented in the table below along with a short description.

**Table No. 2 Pass Rate Trend of 2078**

Level	Program	2078												
		Appeared						Passed						Pass %
		M	F	EDJ	M	D	Total	M	F	EDJ	M	D	Total	
Bachelor	B.A.	37	4	35	1	3	41	22	4	23		2	26	63.41
	B. Ed.	205	379	487	-	75	584	79	114	154	-	33	193	33.04
	B.B.S.	328	352	511	5	83	680	153	164	350	3	45	317	46.61
	B. Sc.	109	49	137	3	14	158	63	34	84	1	10	97	61.39
Master	M.A.	38	32	48	1	9	70							
	M. Ed.	15	13	26	1	-	28							
	M.B.S.	20	19	35	1	-	39							
Grand Total		752	848	1279	12	184	1600	317	316	611	4	90	633	39.56

Source: Exam Section, JSMM Campus, Lahan

In the year 2078 as presented in the table above shows the improvement condition in the comparison of the previous years. In 2078, the total number of the students appeared in the exam were 1600 altogether, out of which 633 students passed their exam. From the students appeared in that year, there were 752 males and 848 females including 1279 EDJ, 12 Madheshi and 184 Dalit. From Bachelor only, 679 male and 780 female including 1170 EDJ, 9 Madheshi and 175 Dalit appeared in their exams, and 73 male and 64 female including 109 EDJ, 3 Madheshi and 9 Dalit were from Master programs. Thus, the students appeared from Bachelor were 1463 from Bachelor and 137 from Master being 1600 altogether. In 2078, out of the total number of the students (1600) appeared in the exam, 633 students passed their exams altogether. From the students passed in that year, there were 317 males and 316 females including 611 EDJ, 4 Madheshi and 90 Dalit, all of them were only from the Bachelor programs. The pass percentage of that year was 39.56 which very good improvement in the comparison with its preceding year.



**Table No. 3 Pass Rate Trend of 2079**

Level	Program	2079												
		Appeared						Passed						Pass %
		M	F	EDJ	M	D	Total	M	F	EDJ	M	D	Total	
Bachelor	B.A.	19	8	22	-	2	27	10	3	10	1		13	48.15
	B. Ed.	272	637	725	5	141	909	67	83	56	34	28	150	16.5
	B.B.S.	615	673	1078	17	131	1288	69	81	96	24	13	150	11.65
	B. Sc.	82	40	103	2	11	122	19	6	20	2	2	25	20.49
	BICTE	6	4	6	1	3	10	4	3	3	4		7	70
Master	M.A.	44	25	44	1	6	59	32	25	42	1	6	57	96.61
	M. Ed.	11	10	19	1	-	21	1		1			1	4.76
	M.B.S.	20	19	34	2	-	39	5	7	10	1		12	30.77
Grand Total		1069	1416	2031	29	294	2475	207	208	238	67	49	415	16.77

*Source: Exam Section, JSMM Campus, Lahan*

Similarly, the pass rate trend of the year 2079 shows that the total number of the students appeared in the exam were 2475 altogether, out of which 415 students passed their exam. From Bachelor only, 994 male and 1362 female including 1934 EDJ, 25 Madhesi and 288 Dalit appeared in the exam but 207 male and 208 female including 238 EDJ, 67 Madhesi and 49 Dalit got passed their exam. In that year too, the involvement of the students was high in the Management faculty. From the Master level, only 97 students showed their appearance in the exam and out of them 70 passed. There were 38 male and 32 female including 53 EDJ, 2 Madhesi and 6 Dalit passed from the appearance of 75 male, 54 female, 97 EDJ, 4 Madhesi and 6 Dalit. Moreover, there were 345 passed their exams in the Bachelor level including 169 male, 176 female, 235 EDJ, 65 Madhesi and 43 Dalit. Regarding the average pass percentage of 2079, it was 16.77%.



**Table No. 4 Pass Rate Trend of 2080**

Level	Program	2080												
		Appeared						Passed						Pass %
		M	F	EDJ	M	D	Total	M	F	EDJ	M	D	Total	
Bachelor	B.A.	20	6	20	1	1	26	1	1	1			2	7.69
	B. Ed.	207	489	223	240	125	696	16	29	33	3	7	45	6.46
	B.B.S.	484	604	357	421	101	1088	25	25	37	9	5	50	4.59
	B. Sc.	59	29	20	49	6	88	12	4	12	3		16	18.18
	BICTE	15	5	14	5	1	20	7	6	3	2	2	13	65
Master	M.A.	73	29	64	19	13	102							RNP
	M. Ed.	14	11	15	5	1	25							RNP
	M.B.S.	71	64	73	48	7	135							RNP
Grand Total		943	1237	786	788	255	2180	61	65	86	17	14	126	5.78

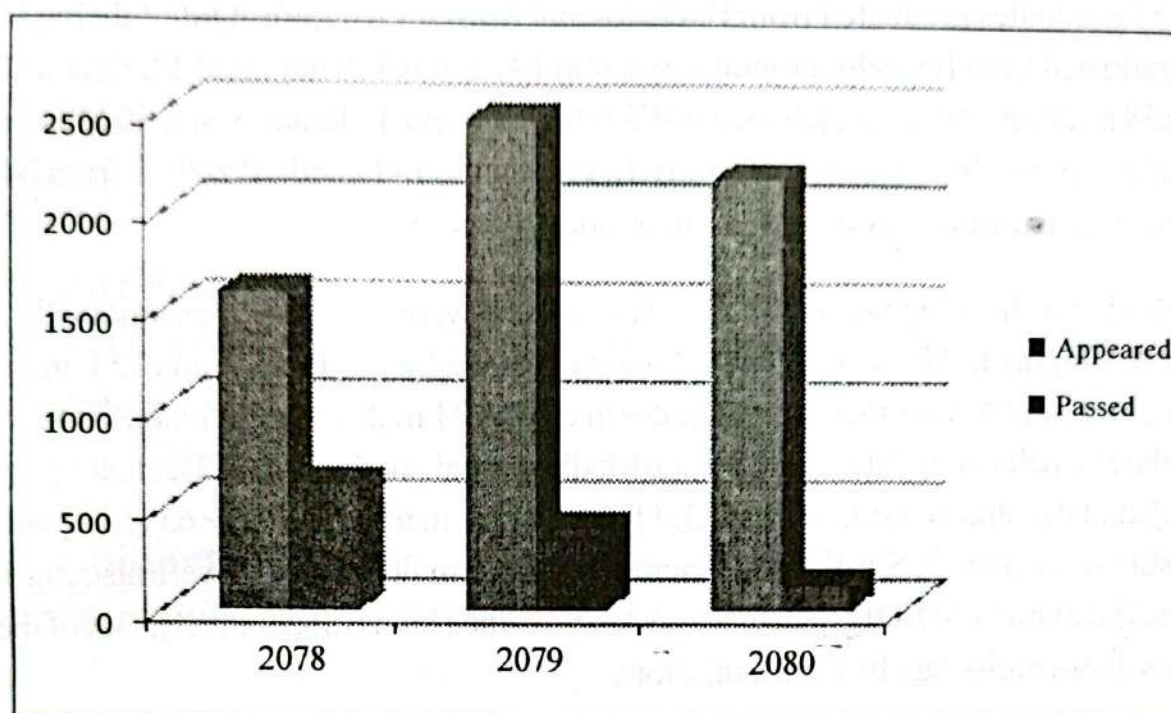
*Source: Exam Section, JSMM Campus, Lahan*

**Note:** Bachelor 3rd and 4th Years and B. Ed., and BBS 2nd Years result are not yet published.

In the year 2080 as presented in the table above shows higher condition in the comparison of the previous year. In 2080, the total number of the students appeared in the exam were 2180 altogether, out of which 126 students passed their exam. There were 943 male students, 1237 females, 786 EDJ, 788 Madheshi and 255 Dalit appeared in the exams. From Bachelor, it was 1918 students and from Master it was 262 including EDJ, Madheshi and Dalit appeared in the exam but 126 including EDJ, Madheshi and Dalit got passed their exam. In that year too, the involvement of the students was high in the Management faculty, Since, some exam results were not published by the time of this annual report preparation, the average percentage was totally affected so far.



**Figure No. 2 : Exam Status of 2078, 2079 & 2080**



### 2.3 Graduate Trend Analysis of the Last Three Year

The report has analyzed the graduate rate of the year 2078, 2079 and 2080 using the data in the graphic form as below.

**Table No. 5 Graduate Rate in 2078, 2079 and 2080**

faculty/ programs	Graduated														
	2078					2079					2080				
	M	F	EDJ	D	Total	M	F	EDJ	D	Total	M	F	EDJ	D	Total
B.A.	9	1	4	2	10	-	-	-	-	-	-	-	-	-	-
B.Ed.	38	50	64	19	88	8	12	19	1	20	20	33	37	5	53
B.B.S.	52	41	76	7	93	2	1	2	-	3	4	4	6	1	8
B.Sc.	40	10	48	1	50	9	2	9	-	11	15	3	15	-	18
M.Ed.	1	4	5	-	5	-	-	-	-	-	-	1	1	-	1
M.A.	-	-	-	-	-	20	34	46	-	54	2	1	2	1	3
M.B.S.	4	1	3	1	5	11	13	17	2	24	-	3	1	-	3
<b>Grand Total</b>	<b>144</b>	<b>107</b>	<b>200</b>	<b>30</b>	<b>251</b>	<b>50</b>	<b>62</b>	<b>93</b>	<b>4</b>	<b>112</b>	<b>41</b>	<b>45</b>	<b>62</b>	<b>7</b>	<b>86</b>

Source: Exam Section, JSMM Campus, Lahan

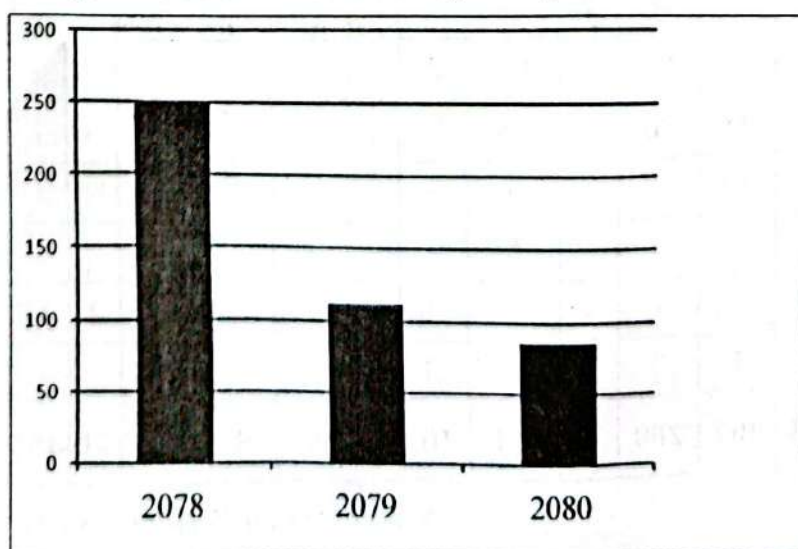


The graduate trend in the year 2078, it was more than the previous ones. In that year, there were 251 graduates graduated from Bachelor and Master Programs. Out of them, 241 students graduated from Bachelor programs wherein 10 from BA (9 male and 1 female), 88 from B. Ed. (38 male and 50 female), 93 from BBS (52 male and 41 female), and 50 (40 male and 10 female) from B. Sc. In the Master, only 10 graduates graduated in 2078; 5 from M Ed (1 male and 4 female) and 5 from MBS (4 male and 1 female).

The table shows that the graduates in the last year 2079 were 112 altogether. among them, the number was higher in Master than Bachelor as only 34 including 19 male and 15 female from Bachelor and from Master there 78 graduates including 31 male and 47 female. Similarly, the EDJ in the Bachelor were 30 along with one Madheshi and one *Dalit* from Bachelor programs (BA, B.Ed., BBS and B. Sc.), and the EDJ from Master in that year were 63 along with two Madheshi and two *Dalit*. Similarly, the number of the female graduates were also higher than the male, and the number of EDJ graduates were too remained high comparatively. Out of the total graduates, Humanities faculty contributed lots.

The graduates in the year 2080 were 86 altogether and from Bachelor programs (BA, B.Ed., BBS and B. Sc.), there were 79 among them 39 were male and 40 were female including 58 EDJ and 6 *Dalit*. Similarly, in the Master programmes, only 7 students were graduated in that year. Remarkably, the number of EDJ graduates were too remained high comparatively. Out of the total graduates, Education faculty contributed lots, as 53 students graduated only from B. Ed. And only one from M. Ed. However, only 7 *Dalit* got graduated from the total graduates. Since the results of Bachelor 3rd and 4th years and B. Ed and BBS 2nd year are not yet published, the graduate trend/rate has been affected for showing its total percentage.

**Figure No. 3 : Graduates of 2078, 2079 & 2080**





## 2.4 Academic Programs

The campus has the following programs and faculties;

### I. Bachelor Programs

Humanities (B. A.)

Education (B. Ed., B. Sc. and BICTE)

Management (B. B. S.)

Science (B. Sc.)

### II. Master Programs

Education (English, EPM, Health)

Humanities (Sociology, and)

Management (M.B.S.)

*See Annex No. 9*

## 2.5 Educational Pedagogy

Different types of methodology have been applied for the purpose of teaching and learning activities in the campus so far. Some of the important educational methods are as follows:

Online classes

Lecture

Demonstration

Student - centered methods

Field trip

Role play

Individual works

Peer/Group discussion

Using Projectors

Flipped class

Workshops

Seminar

## 3. Physical Progress

### 3.1 Infrastructural Development

During the last three years, the Institution invested for maintenance of administrative building, classrooms, laboratories, equipments, educational aids (online), and strengthening e-library. The campus has developed some of the important physical infrastructures for the purposes of facilitating the teaching learning and other activities well. Some of the developments made so far are as follows:

Secretarial building

Science Lab

Silver jubilee monument park

Primary health center building

Administrative Building

Generator

Drainage

Guard room

Basketball Court

Cycle stand



Bus Stand	Well Equipped Seminar Hall
Joint desk-benches	Computer
Round Table	Chairs
Table	Attendance machine
Grass cutter machine	Generator building

*See Annex No. 10 in details*

### **3.2 Educational Aids**

The Institution is always in position to avail educational aids and supporting materials for teaching learning activities. The campus has been using laptop, projector, internet, sound sets etc as educational equipments. The campus has approximately 26718 books, some journals, papers, magazines and some others periodical materials as teaching learning aids.

## **4. Financial Progress**

### **4.1 Analysis of Financial Resources / Income of the Last Three Years**

This campus has got some income generated resources from which the maintenance of the different sectors is done financially. The main income generated resource is its students' fees and other charges from them which are its self-generated resources. The income from the different resources in the fiscal year 2078/2079, it was Rs. 6,70,93,571.06 and in the fiscal year 2079/2080, it was Rs.66653776.43and in the fiscal year 2080/2081, it was Rs.6,88,51,184.12. The campus has also been supported with financial grants from government source such as UGC& provincial government in the different criteria: Regular, Scholarship, Matching and Performance Grants. The total income granted from UGCin the fiscal year 2078/2079 was Rs. 1,42,16,911.97, in the fiscal year 2079/2080, it was Rs. 4,825,000.00 andin the fiscal year 2080/2081 it was Rs. 1,58,41,754.



**Table No. 6 Financial Resources in the Last Three Fiscal Years**

Sources of Income	Amount (Rs.)		
Fiscal Years	F.Y. 2078/079	F.Y. 2079/080	F.Y. 2080/081
a) Student Revenue/Fees	14698682.50	40976309.00	42053296
Others (Exam.&Regd.)	3633665.00	49,72,305	
b)			
UGC Grants(Regular)	1850000.00	2650000	2750000
UGC (Building Construction)			4750000
UGC Grants(HERP/NEHEP)	18791748.54	2175000	3958600
Performance			
Garden			
c) Other Income			
d) From other Sources:			
i) Pond	200000.00	188000.00	325000
ii) Bank Interest	4154778.84	4159662.43	4541000.12
iii) Bank CSR		250000	
iv) +2	11000000.00	11000000	6000000
v) Madhesh Province			4383154
Others	306255.00	2500	90134
<b>Grand Total</b>	<b>5,45,35,129.84</b>	<b>6,70,93,571.06</b>	<b>6,88,51,184.12</b>

*Source: Account Section, JSMM Campus, Lahan*

## 4.2 Expenditures Analysis of Last Three Years

The Campus spent expenses for the different sections during the last three fiscal years, such as salary, teaching materials, maintenance, scholarship etc. The total expenditure has been analyzed from operating expenditure and capital expenditure. In the fiscal year 2078/79, the campus spent Rs. 5,00,14,368.82, in the 2079/80, Rs. 57475102.97 and in the 2080/81 Rs. 5,88,47,624.97 was spent as operating expenditure and for the capital expenditure, Rs. 1,42,16,911.97 was for the 2078/79, Rs. 1853261.75 for the 2079/80 and the 2080/81 Rs. 92,75,742.00 as capital expenditure.



**Table No:7 Expenditure of the Last Three Years**

Operating Expenditure			Capital Expenditure			
Particulars	Amount(Rs.)			Particulars	Amount(Rs.)	
Fiscal Years	F.Y.078//079	F.Y.079//080	F.Y.080//081		F.Y.078//079	F.Y.079//080
a) Salary	35793441.23	37156310.20	39247736.3	a) Land/ b) Construction	11266019.47	1272049.75
b) Teaching Materials	197500.00	57230.00	53775	b) Equipments	22150.00	184778.00
c) Maintenance	467555.35	1059089.25	819985	c) Furniture		139195.00
d) Scholarship	425515.00	705950.00	832400	d) Lab	2481553.50	
e) Student Welfare				e) Books	447189.00	249539.00
f) Others (Gratuity, Medical)		4428644.00	568149	f) Others		15550
i) Interest				i) Vehicle (Cycle)		7700.00
ii) Rgd/Exam	3744575.00	3175600.00	2576160			
RMC	687238.00	58620.00	572389			
iii) Office Operating		8879409.52	7167779.67			
Sewa Sulka	558950.00	622250.00	438100			
Tour	7921232.24		132650			
iii) Affiliation Renewal	218362.00	1332000.00	7006650			
<b>Grand Total</b>	<b>5,00,14,368.82</b>	<b>57475102.97</b>	<b>6265210.25</b>		<b>1,42,16,911.97</b>	<b>18,53,261.75</b>
						<b>87,07,593</b>

Source: Account Section, JSMM Campus, Lahan