

**A REPORT
ON
THE TRACER STUDY 2021**



**SUBMITTED
TO
UNIVERSITY GRANTS COMMISSION
SANOTHIMI, BHAKTAPUR, NEPAL
BY
JS MURARKA MULTIPLE CAMPUS LAHAN, SIRAHA
(An Accredited Community Campus)
Phone: 033-563252, Mobile: 9842826057
E-mail:jsmmc2012@gmail.com**

ACKNOWLEDGEMENT

The report entitled **Tracer Study Report 2021** is an attempt to show the detailed information of the graduates who graduated in the year 2021 from J S Murarka Multiple Campus Lahan, Siraha, incorporating their employment and unemployment status, pursuing further studies, institutional details, their contribution to the society by its academic programs and others as well based on the outline of University Grants Commission.

Tracer Study Report 2021 Task Team Force would like to thank the UGC, Nepal for bringing the institution in the proper direction to maintain the quality education along with the systematic activities of keeping records of the graduates graduated in the past years with the aim at providing further feedback to improvements in the modernized way.

Recently, UGC has certified with the QAA to J. S. Murarka Multiple Campus Lahan, Siraha, as one of the community campuses which has initiated the international benchmarks for the quest of quality education. The campus management committee is very much indebted and thankful to the UGC on the context of negotiable sign for its betterment and reformation and we are strictly sensitive with all the negotiated points which are done and will be done. The TSTF would also express thanks to the UGC for activating the campus team of preparing such a report.

Moreover, the TSTT are indebted to the CMC for permitting the team to initiate the work in the effective way and also for managing the financial support for doing it.

Similarly, the team's special thank goes to Mr. Sanjay Kumar Chaudhary, acting Campus Chief, J S M M Campus Lahan for his devotion and eagerness in managing all the requirements of the work during its preparation.

Finally, all the members (teaching and non-teaching staffs) of the campus also deserve our thanks for providing the required information and working with us for the discussion about different issues, without that the report would not have been published in this form.

Tracer Study Task Force

JS Murarka Multiple Campus Lahan, Siraha

EXECUTIVE SUMMARY

This is a report having the title **Tracer Study Report 2021** that shows a minute study of the graduates graduated in the year 2021 from this institution, with the aim of focusing on tracing their progress in employment, further study, quality and relevance of the programs, their efficiency and contributions to them and its physical facilities, and also evaluating the general impact of this campus programs on graduates' experiences in several key areas.

Altogether the report consists of five sections. The first section under the heading *introduction* deals with the background of the study, its objectives, the institutional arrangement to conduct it, the graduate batch for the study, the data collection method and its scope and limitations. Similarly, the data presentation and analysis of the study has been included in the second section. This section is the main one that presents the data regarding the total graduates and their detailed information using different tables and diagrams along with their description. The third section of the report lists the major findings on the basis of the separated presentation and analysis of the second section, and the fourth and fifth sections are about the implications of the findings for the purposes of the institutional reforms in the different sides and the conclusions along with the recommendations from the graduates respectively.

The report shows that the graduates of the study year 2021 were 72 from the four streams; Humanities, Education, Management and Science and two levels; Bachelor and Master, among them, 41 are males and 31 are females, being 54 EDJ, 10 Dalit and 8 others, and 13 graduates (8 male and 5 female, 10 EDJ, 1 Dalit and 2 from others respectively) are employed in the different sectors. They are mostly involved in the private sectors than the Government/others ones. The unemployed graduates, that is 59 altogether, are 32 males and 27 females, 44 EDJ, 9 Dalit and 6 others. Similarly, 5 graduates of the year 2021 are found to be doing their further study, among them, only males are involved. Regarding strengths and weaknesses of the Institution and its Programs, they are very satisfactory; i. e., excellent in many cases but yet needs to be improved in many ways. Their qualities, social behaviors, emotional and physical aspects of their life have been found changed positively.

Out of the total graduates, 13 graduates are found to have got their settlements

with the help of the education they got so far. They have been responded to have developed their financial position by their profession. They have developed personally, professionally, economically and socially by the higher education they got from this institution. They are being more competent, confident, skilled and capable for dealing any problems of their social and personal life. The graduates' responses indicate that the institutional programs are in the very effective position. Regarding the suggestions given by the graduates are very appropriate and invaluable regarding the dynamic betterment of the different faculties of the campus. On the basis of the findings of the study, it is found that a number of sectors need to bring immediate reformations for the betterment of the institution.

TABLE OF CONTENTS

ACKNOWLEDGEMENT	I
EXECUTIVE SUMMARY	II
TABLE OF CONTENTS	IV
LIST OF TABLES	VI
LIST OF FIGURES	VII
ABBREVIATIONS	VIII
SECTION ONE: INTRODUCTION	1-5
Background/Rationale	2
Objectives of the Study	2
Institutional Arrangements to Conduct the Study	3
Graduate Batch Taken for the Study	3
Data Collection- Instruments and Approach	4
Scope and Limitation of the Study	4
SECTION TWO: DATA REPRESENTATION AND ANALYSIS	6-16
Employment and Further Study Status of the Graduates	6
The Graduate Status in General	6
Employment Status of the Graduates	8
The Involvements of Graduates in Different Sectors	11
The Graduates Pursuing Further Study	12
Issues Related to the Quality and Relevance of Programs	14
Programs' Contribution to Graduates' Professional and Personal Development	15
Issues related to Efficiency	16
Issues related to Facilities	16
SECTION THREE: MAJOR FINDINGS	17-18
Employment and Further Study Status of the Graduates	17
Issues Related to the Quality and Relevance of Programs	18
Issues related to Efficiency	18
Issues related to Facilities	18
SECTION FOUR: IMPLICATIONS AND INSTITUTIONAL REFORM	19

Implications to Institutional Reform	19
SECTION FIVE: CONCLUSION AND RECOMMENDATIONS	20-21
Conclusion	20
Recommendations	21
Appendix 1: Decision of Tracer Study Task Team Formation	
Appendix 2: TSR Work Plan	
Appendix 3: Graduates' Name-list	
Appendix 4: Employed Graduates Details	
Appendix 5: Graduates List with TU Transcripts	
Appendix 6: Graduates List with Campus Internal Transcripts	

LIST OF TABLES

Table 1: Faculty/Level Wise Graduate Status in 2021	6
Table 2: Un/employment Status of the Graduates	9
Table 3: Ethnical Employment Status of the Graduates in 2021	10
Table 4: Involvements of Graduates of 2021 in different Sectors	11
Table 5: Further Study of the Graduates of 2021	12
Table 6: Detailed Analysis of the Graduates Pursuing Further Study	13
Table 7: Issues related to quality and relevance of the programs	14

LIST OF FIGURES

Figure 1: Graduate Status	7
Figure 2: Graduates Status by Ethnicity	7
Figure 3: Un/Employed Status of the Graduates by Programmes	9
Figure 4: Un/employed Status of the Graduates	10
Figure 5: Involvements of Graduates of 2021 in Different Sectors	11
Figure 6: Graduates Pursuing/ Not Pursuing Further Study	13

LIST OF ABBREVIATIONS

Asst.	Assistant
B. Ed.	Bachelor of Education
B. A.	Bachelor of Arts
BBS	Bachelor of Business Studies
CMC	Campus Management Committee
EDJ	Educational Disadvantaged Janjati
HERP	Higher Education Reform Project
INGOs	International Non Government Organization
IQAAC	Internal Quality Assurance and Accreditation Committee
J. S.	Jwala Prasad Syo Wai Devi
M.Ed.	Master of Education
NEHEP	Nurturing Excellence in Higher Education Program
NGO	Non Government Organization
SHEP	Second Higher Education Project
TSTT	Tracer Study Task Team
TSRWC	Tracer Study Report Writing Committee
QAA	Quality Assurance and Accreditation
UGC	University Grants commission

SECTION ONE: INTRODUCTION

J S Murarka Multiple Campus Lahan (JSMMC) is a pioneer, QAA certified, and the largest community-based campus of Madhesh Province located in the picturesque and peaceful surroundings at the heart of Lahan Municipality, Siraha, Nepal. The campus was established in 2044 BS with the collaborative efforts to fulfil the demands of people around this area in the field of education, and aims to bring comprehensive reforms in higher education in the country particularly by enhancing quality and relevance of higher education by improving access for academically qualified under-privileged students, including girls, *dalits* and educationally disadvantaged *janjati* to higher education. The campus started its services among the public with the faculty of humanities from proficiency certificate level in the affiliation with Tribhuvan University, and currently it has practically been providing different programs from Bachelor (Humanities (BA), Education (BEd & BEd Science), Management (BBS), Science (BSc), & One year BEd) to post graduate level in Education (English, EPM, Health), Humanities (Sociology), and Management (MBS). The campus is situated at Lahan Municipality - 10 near Gramin Chowk, 2.5 km far from the national highway. Lahan Municipality has provided a land plot of 15-16-01 *Bigha* as its main property. The campus premises surrounded by the spacious compound are finely built having state of the art infrastructure supported by the renowned social worker and business entrepreneurs, late Prameshwor Murarka and Atama Ram Murarka, and Lahan Municipality. Now it has separated blocks for respective teaching and non-teaching activities. Physically and technologically, the campus has been well facilitated, i.e. a model campus of the area.

The campus has successfully completed Quality Assurance and Accreditation (QAA) cycle of the UGC which is as a mission of improving quality of education in Nepalese higher education, and has been accredited in 2076. Similarly, this campus has been awarded as the best community campus of Nepal by the Ministry of Education, Science and Technology for the year 2076.

This tracer study report entitled *Tracer Study Report 2021* has been prepared to show the graduates' detailed information, who graduated their degrees in 2021 from this campus, incorporating their employment status and others as well.

Background/Rationale

Since this campus is solely committed to enhance the practical career of its students in the national and international levels through the quality researched based education and enable them to address the challenges in the society, the campus has reformed and still been reforming all the activities under the guidelines of TU and UGC for the better performance. This study reports the results of a small tracer study of the graduates graduated in 2021 from this campus and discusses how tracer studies can be used as a planning tool to assist education and manpower planning. To make education institutions more efficient, we need to know what happen to graduates. For this, conducting a tracer study of the particular batch of ex-student is one of the effective ways. Such studies are useful for assessing the labor market performance of graduates and school leavers.

This study report is developed and administered by the campus to trace graduates' progress in employment, further study, entrepreneurship and civic involvement approximately two years after graduation. The study also seeks to evaluate the general impact of this campus programs on graduates' competencies in several key areas and assess their view of the overall quality of university services during their period of study. Findings from this study provide invaluable information on graduates' current professional and academic activities and career paths and can be used to support university-wide improvement and planning initiatives for the delivery of current and future programs and services.

Objectives of the study

Tracer Study Report 2021 aims at gathering some specific information about the graduates graduated in 2021 in order to develop the institution improvement in the future and also understanding how well they are doing in the labor markets. The specific objectives of the study are as follows:

- To trace the total graduates graduated in the year 2021 from this institution,
- To locate their employment status and the condition of pursuing further study,
- To get information regarding the strengthens and weaknesses of the programs and their contributions to the graduates,
- To get feedback from them to modify and upgrade the education of the

institution/programs and its physical infrastructure,

- To analyze the relative effectiveness of the programs in the working world, and
- To make the use of the labor market information to assist policy planners for the betterment to the Institution.

Institutional Arrangements to Conduct the Study

The institution had already submitted the Tracer Study upto 2018 on the basis of the guidelines of the UGC and the present tracer study *Tracer Study Report 2021* has been carried out on the basis of the decision made on 10th Baishakh, 2080 by Internal Quality Assurance Committee (IQAC) of the Institution following the UGC outline for 2021 that is the slightly different from the previous ones. Regarding the study, Tracer Study Report Data Collection and Tracer Study Report Writing Committees were formed. For the purpose of collecting data, the tracer study form outlined by the UGC was strictly followed and the different sub-taskforces were given the separated tasks for collecting the required information. Similarly, some of the team members were sent to the different areas/fields to fill up the forms of the tracer study in some cases. Moreover, the team also used the internet and the cell phone for collecting the information and its conformation wherever it was required. This tracer study also followed the tracer studies 2018, 2019 and 2020 for the basic information about the institution and more as well. The IQAAC has formed the TSRWC with the following members to prepare/write the Tracer Study Report 2021 as a report:

1. Co-ordinator: Mr. Sajan Kumar Sah (Asst. Campus Chief)
 2. Member: Binod Kumar Yadav, PhD
 3. Member: Mr. Shankarlal Karn
- Advisor: Mr. Sanjay Kumar Chaudhary (Acting Campus Chief)

Graduate Batch Taken for the Study

The institution following the requirement and outline of the UGC has selected the graduates who completed their academic degrees from different streams and levels in the year 2021 to show their present status including their employment and others as well.

Data Collection- Instruments and Approach

The tracer study questionnaires/forms as prepared by the UGC for the year 2021 used for gathering the required information include items such as personal information, employment status, pursuing further study, waiting time for employment, job changes, attitude to jobs, qualitative feedback and others as well on courses and programs of this institutions. This study was conducted on the graduating class of 2021, applying the primary and secondary sources of data. However, the focus was on the secondary sources; the survey instrument (questionnaire) was given to the graduates who came to have their campus certificates issued after the completion of their respective degrees and levels, the list of the graduates from the campus register/computer record, the Tracer Study upto 2018 prepared by this Institution, and others as well. The employed graduates were requested for sending their appointment letters either electronically or hand to hand. Similarly, as the secondary sources, the graduates were communicated through the cell phones and also visited by the members of the team in the case of not having contacted. The collected information was discussed among the team, and then analysed and presented in the different interpretative forms/ways using different tables, charts and graphs statically and descriptively as well.

In the year 2021, the total graduates were 72 from the different faculties and levels as the campus record shows. Among the total graduates, 11 are from Master and 61 are from Bachelor. Regarding the transcripts of the graduates, only 37 graduates have submitted their transcripts issued by TU and 35 graduates' transcripts have been prepared by this Institution based on their result records. So, the analysis of 72 graduates is presented in this study. However, their mark sheets and the required Viva dates of the Master graduates have been annexed properly as proofs of their completion.

Scope and Limitation of the Study

This tracer study report has been prepared on the outline of UGC attached in annex-5 and has included the information about the graduates from the campus in the year 2021, only about those graduates who have submitted their transcripts, from different streams and levels: Management, Education, Science and Humanities. The

study shows the graduates conditions of the batch 2021 including the total number of the graduates, their employment condition, unemployment situation and further study which provides the feedbacks to institution regarding the further improvements in different areas including teaching, learning, management and social activities as well. However, it has not been developed fully on the basis of the direct observation of the graduates of the year.

- The study covers the different information in detail about the graduates graduated in the year 2021.
- The study can be a mirror for the institution reflecting the outcomes in the year 2021, and outlining for the further improvement in different areas.
- The study is limited only to the graduates of the year 2021 of the campus.
- The study is only based on the tracer study questionnaire developed by the UGC.
- The study also includes the graduates who have not submitted their transcripts to the institution.
- The study is also based on the information of the campus register about that batch.
- The report does not show the income of the graduates of that year.
- The report does not include the pictures of their labour markets which will show their clear condition.
- The report has been prepared mostly on the basis of the information given by the graduates as the responses of the questionnaires outlined by the UGC for the study of the year 2021.

SECTION TWO: DATA REPRESENTATION AND ANALYSIS

The data accumulated by using the tracer study report questionnaire/form and electronic ways submitted and shared by all the team members of the tracer study taskforce have been presented and analyzed descriptively, statistically and graphically as well in this section.

Employment and Further Study Status of the Graduates

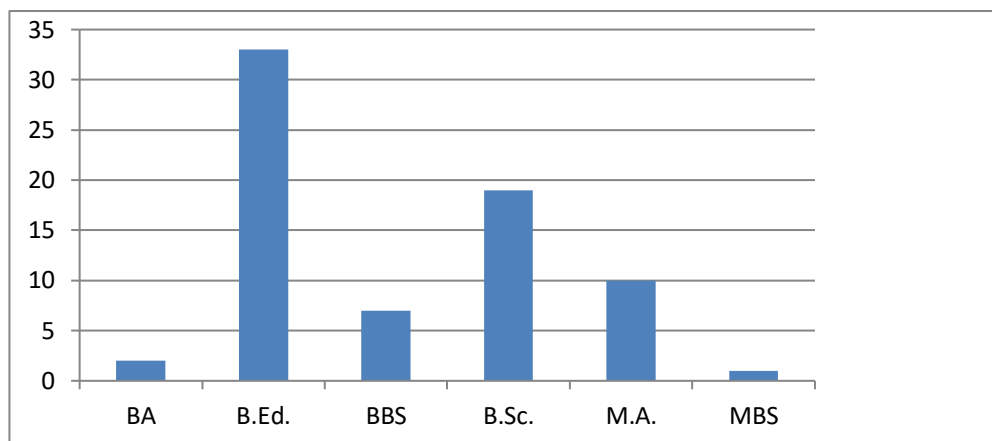
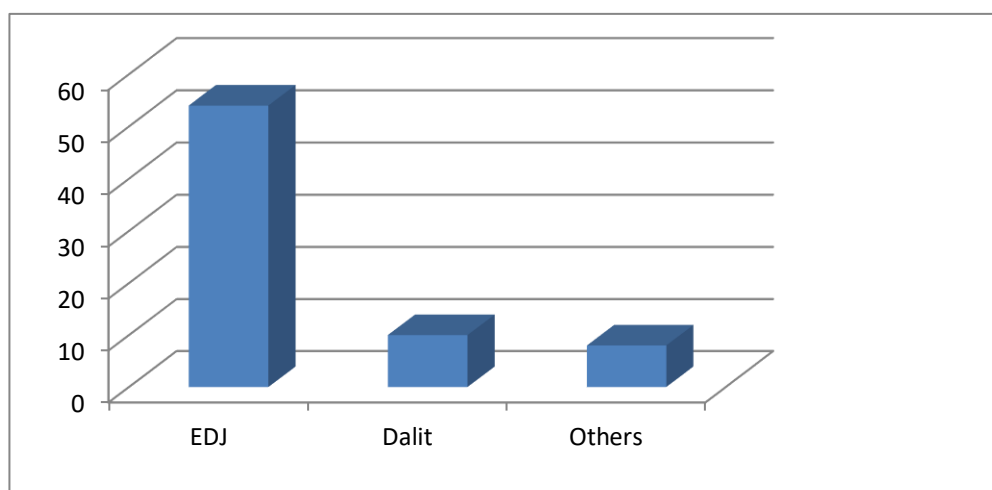
Different status of the graduates graduated in the year 2021 such as their total number, their employment/unemployment condition, employed sectors, their educational status pursuing the further study and others as well have been presented and analyzed with the help of the descriptive, statistical and figurative ways in this section.

The Graduate Status in General

As it has been stated in the previous section that the graduate year for the tracer study report is 2021 from different streams and levels of this institution, altogether the total number of the graduates is 72 (seventy two) in that year. The following table and figure present the total number of the graduates in that year along with the description of such status.

Table 1: Faculty/Level Wise Graduate Status in 2021

S.N.	Faculty	Male	Female	Total	EDJ	Dalit	Others
1.	Humanities(B.A.)	1	1	2	2	-	-
2.	Education (B.Ed.)	17	16	33	25	6	2
3.	Management(B.B.S.)	6	1	7	4	2	1
4.	Science(B.Sc.)	11	8	19	14	2	3
5.	Humanities(M.A.)	5	5	10	8	-	2
6.	Management(MBS)	1	-	1	1	-	-
	Total	41	31	72	54	10	8

Figure 1: Graduate Status**Figure 2: Graduates Status by Ethnicity**

From the table and the figures, it is clear that they simply present the two levels; Bachelor and Master from the four streams; Humanities, Education, Management and Science where altogether 72 graduates were graduated. Among the total graduates, 61 graduates were from the Bachelor level and 11 graduates were from the Master. From Humanities in Bachelor, 1 male and 1 female students graduated being 2 graduates as a total number, and the 2 graduates belong to EDJ.

Similarly, from M.A. only, 10 graduates graduated that year in which 5 were male and 5 were female, and among them, 8 belonged to EDJ and only 2 from others. As the data show more number of the graduates was from the Education Faculty, i.e., 33 graduates from Bachelor, among them, the males were 17 and the females were 16, including 25 EDJ, 6 Dalit and 2 others respectively. In the same way, the total

graduates were 7 from Management (Bachelor), including 6 males and 1 females, and from them, 4 graduates were EDJ, 2 was Dalit but only one was from others. Similarly, 19 graduates were graduated (11 male and 8 female) from the Science stream of Bachelor level. The data show that out of the total number of the graduates graduated in the year 2021, the education faculty is still higher than others, and fewer graduates are from the Science one. One remarkable point to be noted about the graduates of that year is that there seem more imbalances of the graduates regarding the gender: male and female in the faculty wise, but as whole, it is similar/balanced. As there were 41 male graduates and 31 female ones which show the number of the male is still higher than female by 10. The study taken in the year 2020 had more male and very less male graduates. Thus, the graduate status in the year 2021 shows that altogether there were 72 as recorded in the campus records.

Employment Status of the Graduates

Regarding the employment status of the graduates from the four faculties: Humanities, Education, Management and Science, and two levels: Bachelor and Master in 2021 from this campus, there are altogether 13 graduates found as employed only and rest of them (59 graduates) are found to have been unemployed so far. The data show that the employed graduates are involved in the different sectors which are presented in another section. And the rest 59 graduates have not been found to have been engaged in any sectors that are presented in the table and the figure below.

From the total number of the employed graduates, i.e. 13, 8 are male and 5 are female altogether. The table shows a vast number of the graduates are unemployed, and comparatively the graduates from all faculties of the Bachelor level remain unemployed so far. Although, there were 12 graduates from the Humanities (2 from Bachelor and 10 from Master) and 10 graduates from the Master Degree humanities faculty, out of them (4 male and 4 female) are employed. Only 2 graduates are found unemployed so far from this faculty. But The table and the figures as well show that the number of the male employed graduates in the year 2021 is more than the previous year, and so is the case of unemployment as well. The data shows that comparatively the highest employment status by percentage is from Humanities (Bachelor), i.e. 1 males and 1 female out of 2 and 2 males, but out of 19 being from the Science faculty, only 2 graduates are employed and 17 are unemployed. The data from Education show that from the Education (B.Ed.), 33 graduates are found jobless, i.e., unemployed. Regarding the Master in Education, the graduates have not been

found yet for the year 2021. Regarding the unemployed condition of the graduates of that year from this stream, 17 males and 16 females being 33 altogether are found to have jobless. Similarly, out of the total graduates from Management, i.e. 7, no one are employed from Bachelor so far, and 6 males and 1 females are unemployed, however, one is found to have graduated from the Master of this stream and also he is employed. Finally, the Science stream shows total Graduates are 19 and out of them, only 2 males are employed, and 17 are unemployed, i.e., 9 are male and 8 are female.

The above figure indicates that the majority of the graduates are found unemployed and among them the number of female graduates exceed to the female ones which is similar to the reports 2017 and 2018. The employment status of the graduates in the year 2021 is presented below using the table and figures as well.

Table 2: Un/employment Status of the Graduates in 2021

S.N.	Faculty	Total Graduates	Employed		Unemployed	
			Male	Female	Male	Female
1.	Humanities(B.A.)	2	1	1	-	-
2.	Education(B.Ed.)	33	-	-	17	16
3.	Management(B.B.S.)	7	-	1	6	1
4.	Science(B.Sc.)	19	2	-	9	8
5.	Humanities(M.A.)	10	4	4	-	2
6.	Management(MBS)	1	1	-	-	-
Total		72	8	5	32	27

Figure 3: Un/employed Status of the Graduates by Programmes

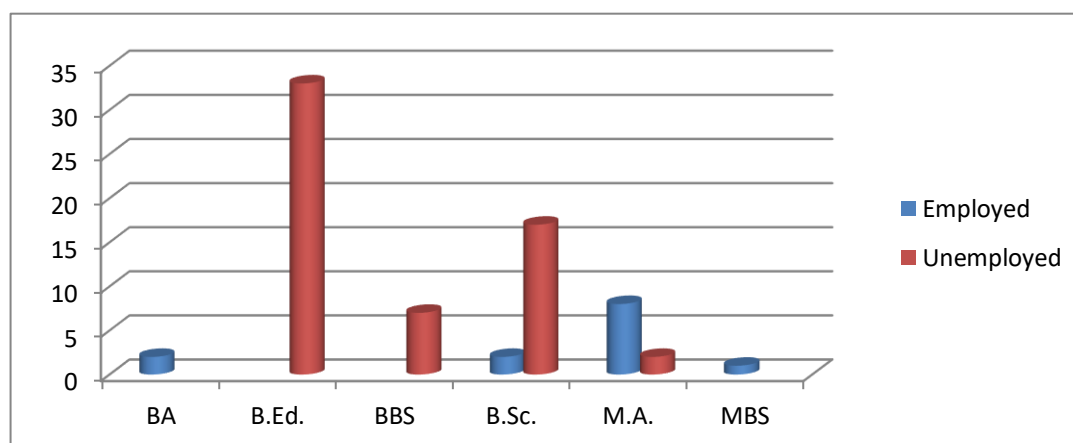
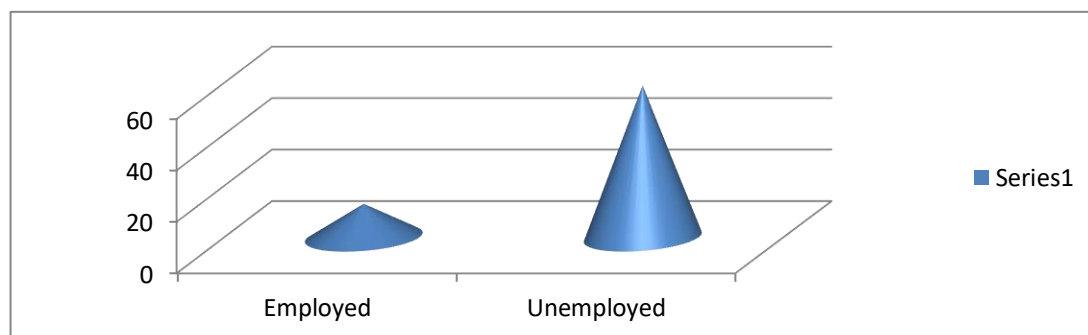


Figure 4: Un/employed Status of the Graduates

Regarding the employment/unemployment status of the graduates, the data have also been collected in a different way including their other information as well which is presented in the table below.

Table 3: Ethnical Un/employment Status of the Graduates in 2021

Faculty	Employed			Unemployed			Total
	EDJ	Dalit	Other	EDJ	Dalit	Other	
Humanities(B.A.)	2	-	-	-	-	-	2
Education(B.Ed.)	-	-	-	25	6	2	33
Management(B.B.S.)	-	-	-	4	2	1	7
Science(B.Sc.)	1	1	-	13	1	3	19
Humanities(M.A.)	6	-	2	2	-	-	10
Management(MBS)	1	-	-	-	-	-	1
Total	10	1	2	44	9	6	72

The above table & the figures below show that the employed status of the graduates is not only analyzed in the terms of male and female but also can be indicated in the terms of EDJ, Dalit and others as well. Out of the 72 graduates, the total employed graduates are 13 altogether, and among them, a greater number that is 10 are from EDJ, only 1 from Dalit and 2 is from others. Similarly the unemployed graduates, i.e. 59 altogether, 44 are from EDJ, 9 from Dalit and 6 from others.

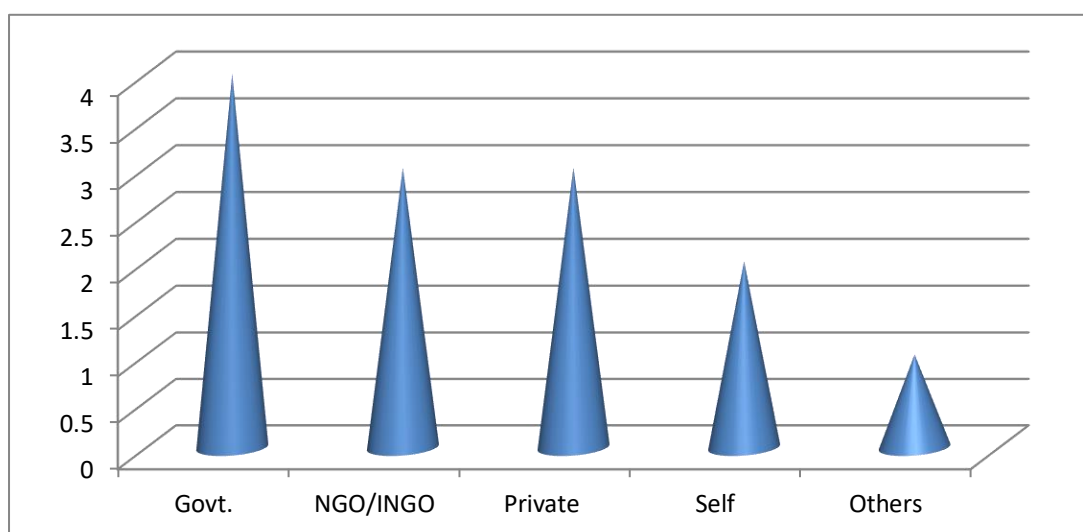
The Involvements of Graduates in Different Sectors

After the completion of their courses from this campus, the study has found their where abouts, that has been presented and analyzed in this sub-section. The following table shows the status of the different graduates' involvement in the different sectors on the basis of the tracer study questionnaire C under the heading Current Employment Status.

Table 4: Involvements of Graduates of 2021 in Different Sectors

S.N.	Faculty	No Employed Graduates	Govt. Service	NGO/ INGO	Private	Self Business	Other
1.	Humanities(B.A.)	2	1	-	1	-	-
2.	Education(B.Ed.)	-	-	-	-	-	-
3.	Management(B.B.S.)	-	-	-	-	-	-
4.	Science(B.Sc.)	2	1	-	-	1	-
5.	Humanities(M.A.)	8	2	3	1	1	1
6.	Management(MBS)	1	-	-	1	-	-
Total		13	4	3	3	2	1

Figure 5: Involvements of Graduates of 2021 in Different Sectors



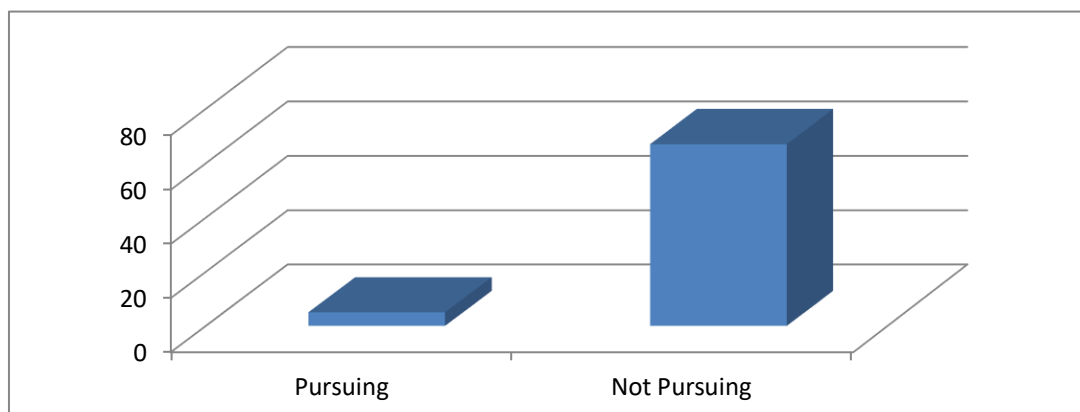
The data and the figure show that the total number of the employed graduates is 13 from the different streams selected for the study. Among them, only 4 graduates are in the Government services including teaching in the Government schools and others as well. Similarly the 3 graduates are found to have involved in the NGO/INGOs, the 3 are engaged in the private sector such as boarding schools, 2 graduates are involved in the self-business, and none is in the foreign jobs. Regarding the faculty wise involvement in the different sectors, the table presents that the 13 graduates (4 from Bachelor and 9 from Master respectively) are in their jobs, and from the Humanities faculty of Bachelor program, the 2 graduates are employed and from M.A. 8 are employed which is good condition of the employed percentage in this very case. Similarly, the 3 graduates are engaged (3 in INGOs/NGOs and 1 in private) from the Education faculty of Bachelor program, the 4 graduates are from the Management, and from Science there is none. It is very clear from their employment status that a fewer number of the graduates are involved in the Government sectors than the private and other ones.

The Graduates Pursuing Further Study

The data shows that the majority of the graduates are not pursuing any further study so far. Only 5 graduates of the year 2021 from BBS (3 males) and from BSc (2 males) are found to be doing their further study, Similarly the graduates not pursuing any further study are 67; 36 males and 31 females respectively. This status, i.e., the further study status of the graduates, is presented below graphically.

Table 5: Further Study of the Graduates of 2021

S.N.	Faculty	Total Graduates	Pursuing Further Study		Not Pursuing Further Study	
			Male	Female	Male	Female
1.	Humanities(B.A.)	2	-	-	1	1
2.	Education(B.Ed.)	33	-	-	17	16
3.	Management(B.B.S.)	7	3	-	3	1
4.	Science(B.Sc.)	19	2	-	9	8
5.	Humanities(M.A.)	10	-	-	5	5
6.	Management(MBS)	1	-	-	1	-
Total		72	5	-	36	31

Figure 6: Graduates Pursuing/ Not Pursuing Further Study

The table clearly shows that out of the total graduates of the year 2021, not any graduate from Humanities is involved in further study. Similarly, not any graduates only from Education in Bachelor are found to be pursuing their further study so far. In the similar way, 3 male graduates from Management and 2 males from Science are pursuing their further study. On the other hand, the 17 male and 16 female graduates from Education (B. Ed.), the 12 graduates from Humanities (B.A. and M.A.), the 4 male graduates from Management and 2 from the Science stream are found pursuing their further study. 9 male and 8 female are not pursuing their further study so far. In all streams, the number of male graduates who are not pursuing their further study is more than the number of female. Thus, the 36 male and the 31 female graduates are not pursuing any further study.

The study through the help of the tracer study form outline prepared by the UGC has also analyzed more information about the graduates pursuing their further study in the terms of male and female along with EDJ, Dalit and others. This is clear from the following table.

Table 6: Detailed Analysis of the Graduates Pursuing Further Study

S. N.	Faculty	Total Graduates		Pursuing Further Study			Not Pursuing Further Study		
		M	F	EDJ	Dalit	Other	EDJ	Dalit	Other
1.	Humanities(B.A.)	1	1	-	-	-	2	-	-
2.	Education (B.Ed.)	17	16	-	-	-	25	6	2
3.	Management(B.B.S.)	6	1	3	-	-	1	2	1
4.	Science(B.Sc.)	11	8	1	-	1	13	2	2

5.	Education(M.Ed.)	5	5	-	-	-	8	-	2
6.	Management(MBS)	1	-	-	-	-	1	-	-
Total		41	31	4	-	1	50	10	7

This data shows that the total number of the graduates who are pursuing their further study so far in that year 2021 is: only 4 EDJ and no one from Dalit are pursuing their further study, and all the rest are not pursuing their further study any more. That is to say, 50 EDJ, 10 Dalit and 7 others are reported not to have been pursuing any further study.

Issues Related to the Quality and Relevance of Programs

People need to be educated in the way they could design their life style comfortably and also they stand themselves as social required manpower in their society to contribute and enhance it. So, education is essential for human beings as it makes us enable to live our life happily and easily. Education can be achieved formally and informally as well. In this present competitive period we need both types of education for making life meaningful and worthy. However formal education is essential for all and even this type of education must be appropriate enough to address the challenges and needs of our practical actions in different walks of life. Higher education does not mean the educational opportunities given by universities or higher level colleges to individuals for competing the world rather it should make us act in our desired ways. Today the world has become a global village. Competition is increasing in every sectors of life. It enhances the necessity of applied higher education that can only help the employed graduates to perform their works efficiently. Regarding the quality and relevance of the programs having provided by this institution so far, the data shows the responses of the 72 graduates indicating the different types of particulars such as enhancing academic knowledge, improving problem solving skills, and so on. How they have responded on these particulars is presented down in the table.

Table 7: Issues related to quality and relevance of the programs

S N	Particulars	Rating					
		0	1	2	3	4	5
1.	Relevance to the programs to your professional requirements	-	-	7	12	41	12

2.	Extra-curricular Activities	-	-	4	15	43	10
3.	Problem Solving	-	-	3	12	42	15
4.	Work Placement/Attachment	-	-	2	11	45	14
5.	Teaching/Learning Environment	-	-	3	8	46	15
6.	Quality of Education Delivered	-	-	2	12	44	14
7.	Teacher Student Relationship	-	-	2	10	43	17
8.	Library Facility	-	-	3	12	37	20
9.	Lab Facility	-	-	2	13	41	16
10.	Sport Facility	-	-	4	18	28	22
11.	Canteen/Urinals etc.	-	-	3	10	45	14

Regarding the quality and relevance of the programs provided by this institution so far especially to those graduates who are graduated from here in 2021, it can clearly be interpreted from the table above. The majority of the graduates ticked the number four rating scale for all the indicators/issue areas. Even for the first number, i.e., for 'the relevance to the programme to your professional requirements' forty one graduates chose the fourth rating point, and remarkably no one has selected the zero and the first points for any item. Over all, all the aspects set for their experiences about this Institution have been very satisfactory and they really enjoyed their study periods well.

Programs' Contribution to Graduates' Professional and Personal Development

The personal and professional development of the graduates has been highly influenced by the higher education they got. After being graduated, some of them got jobs in different sectors. They have also developed their financial position by their profession. They have developed personally, professionally, economically and socially by the higher education they got from this institution. Although the Institution could not trace its graduates in their depth especially about their present

status, quality, social behaviors, emotional and physical aspects of their life have been found changed positively. After being graduated, they are being more competent, confident, skilled and capable for dealing any problems of their social and personal life. The total graduates of the study in the year 2021 are 72 from all the four faculties. Out of them, 13 graduates are found to have got their settlements with the help of the education they got so far. The data shows the distribution of their number in the faculty wise with their employment which indicates the contribution of the education the campus provided to the graduates in their personal and professional development. This can be presented in the following table. Although the graduates have not responded well in details as much they were asked especially about their further study and employment, most of the graduates are engaged in their related fields which really show the effectiveness of the program to their personal and professional aspects. Similarly, the data also show that Most of the graduates have ticked for the rating scale 4 regarding the teaching learning environment that indicates good and satisfactory condition for this very particular. Moreover, the teacher-student relationship, education efficiency and others as well have been very effective at present as most of the graduates are responding the rating scale no 3, 4, and 5 as well. Thus, the Institution has been in very good condition regarding many particulars now.

Issues related to Efficiency

Regarding the efficiency of teaching-learning activities, student-teacher relationship, education delivery and others, the graduates were asked to share their experiences by choosing different columns that shows the condition of the institution related to these activities. In their responses, most of them have ticked no. 3, 4, and 5 that indicate the (very) good efficiency of the programs/institution. So, out of the total graduates, i.e. 72 in the year 2021, most of them selected the answer indicating very good and excellent for most of the areas about this Institution.

Issues related to Facilities

Under this section, the physical facilities such as the condition of library, Science laboratory, canteen, sport facilities, etc. are presented again in the table below. It shows that the Institution is really in well satisfactory condition regarding these physical particulars as most of the graduates have ticked the rating scales from 2 to 5. Although the physical facilities related to library, labs, canteen and so on were not in good condition in the past years as the tracer study 2018 shows.

SECTION THREE: MAJOR FINDINGS

This tracer study entitled **Tracer Study Report 2021** reports the graduates graduated in the year 2018. This is the section in which all the findings from the data presentation and analysis are included on the basis of the Tracer Study Report Outline given by the UGC. These findings are presented and listed under the different categories.

Employment and Further Study Status of the Graduates

The different status of the graduates graduated in 2021 such as their total number, their employment condition, employed sectors, and their educational status pursuing the further study have been outlined as findings under this heading. The major findings regarding the employment status and pursuing further study of the graduates are as:

- The total number of the graduates graduated in the year 2021 is 72 from the four streams; Humanities, Education, Management and Science and two levels; Bachelor and Master.
- Out of the total graduates, male graduates are 41 and females are 31, being 54 EDJ, 10 Dalit and 8 others.
- More number of the graduates was from the Education Faculty, i.e. 33 graduates from Bachelor and among them, the males were 17 and the females were 16, including 25 EDJ, 6 Dalit and 2 others.
- From Science, 19 (11 males and 8 females) graduated in the year 2021.
- Regarding employment status of the graduates, 13 graduates have been employed in the different sectors and the rest 59 graduates have not been found to have been engaged in any sectors (but most of them are engaged in the private schools and are working in foreign countries whose supporting documents are not made available by their concerned working sectors to the tracer study team so far, so, they are also listed under the unemployed category).
- Among the employed graduates, 8 are males and 5 are female altogether.
- A greater number of the employees that is 10 are from EDJ, 1 from Dalit and 2 from Others respectively.

- Among the total employed graduates, the 4 graduates are in the Government services, the 3 graduates are found to have involved in the NGO/INGOs, the 3 are engaged in the private sector such as boarding schools, and 2 graduates are involved in the self business, but one is reported in other.
- The employment status shows that a greater number of the graduates are involved in the private ones.
- The unemployed graduates, that are 59 altogether, are 44 from EDJ, 9 from Dalit and 6 from others.
- Only the 5 graduates of the year 2021 which is comparatively far worse than the graduates of the previous years. Among them, they all are males only.

Issues Related to the major strengths and weaknesses of the Institution Programs

Regarding effectiveness of the programs and others provided by this institution so far, the following findings are drawn from the data analysis:

- The maximum graduates selected the rating scale no. 3, 4, 5 and 2 that indicate the good and excellent position of the Institution so far for different particulars.
- From the table it is clear that 186 times are selected for the rating no. 3 for the different aspects set in the questionnaire in which many graduates ticked under this for the particular no. 2, 3, 5, 7, 9, 10 and 11 indicating that the Institution is in its good position over all.
- Similarly, the rating scale no 5 has been ticked by even many graduates, indicating the very excellent position of the Institution in these areas.
- Analyzing all the particulars set in the questionnaire, the replies show that the Institution is in its good satisfactory condition at present.

Issues related to Efficiency

Since the majority of the graduates have selected the rating scale no. 3, 2, 4 and 5, it indicates that the institutional programs are very effective at present.

Issues related to Facilities

The physical facilities related to library, labs, canteen and so on are in very good condition. However, regarding the suggestions given by the graduates are very appropriate and invaluable regarding the dynamic betterment of the different faculties of the campus.

SECTION FOUR: IMPLICATIONS AND INSTITUTIONAL REFORM

Implications to Institutional Reform

As the data collected from the graduates graduated in the year 2021 and the findings of the study, it could be thought that the Institution is in its good position, however there are some particulars/areas which still remain to be considered better for the reformations for the betterment of the institution, i. e. the findings can be implied to institutional reformation in the following sectors.

- a) More reformation in teaching-learning process,
- b) Management of Ph.D. and M. Phil. study for teachers,
- c) Management of well-equipped and e-library with adequate text and reference books,
- d) Proper management of facilities, such as seminar hall, well equipped classrooms etc.,
- e) Addition of new subjects and faculties in different levels,
- f) Extension of job placement and others,
- g) Addition of the subject to enhance local skills, such as, agriculture, poultry farming etc.,
- h) Subjects for encouraging graduates for self employments,
- i) Proper management of administration office

SECTION FIVE: CONCLUSION AND RECOMMENDATIONS

The report entitled Tracer Study Report 2021 has been prepared for showing the details of the graduates graduated in the year 2021 from this Institution, especially focusing on tracing their progress in employment, further study, its efficiency issues and others as well. Similarly, the study has also sought to evaluate the general impact of this campus programs on graduates' experiences in several key areas which is very satisfactory.

Conclusion

- The institution has accumulated and recorded only 72 (seventy two) graduates for this very report.
- Among the total graduates, 66 graduates were from the Bachelor level only and 6 graduates were from the Master.
- The education faculty is still higher than others, and less graduates are from Humanities and Management.
- From the total graduates (72), 41 graduates are male, 31 females, 44 EDJ, 9 Dalit and 6 others respectively.
- There are altogether 13 graduates found as employed only and rest of them (59 graduates) are found to have been unemployed so far.
- From the total number of the employed graduates, i.e.13, 8 are male and 5 are female altogether and among them, a greater number that is 10 are from EDJ, only 1 from Dalit and 2 from others.
- Among them, only 4 graduates are in the Government services, the 3 graduates are found to have involved in the NGO/INGOs, the 3 are engaged in the private sector, and 2 are in their self generating business.
- Only 5 graduates of the year 2021 which is comparatively less than the graduates of the previous years are found to be doing their further study, among them, all are males only.

Regarding the strengths and weaknesses of the Institution, it can clearly be interpreted that they are very well satisfactory in most of the cases, and even in many cases, they are excellent. However, there are some areas that are still need to

be paid more consideration for the betterment of the Institution in the days to come.

Recommendations

On the basis of the findings of the study, it can be concluded that the Campus has to bring immediate changes in different sectors including teaching learning activities, and its infrastructures: office, library, and others to meet the desires of the students. Regarding all these and more as well, the following recommendations are forwarded to the concerned authorities.

- The campus should improve the quality of teaching-learning process.
- The campus needs to improve the qualities of graduates to meet the demands of the market.
- Different types of training should be provided regularly for the educational improvement.
- The campus should increase the good relationship with different organizations for work placement by producing qualitative man-power.
- The campus needs to find the ways of utilizing local resources as much as possible to support the campus to bring its sustainability.
- The campus needs to add subjects to support agricultural works and encourage the graduates to be self-employed.
- The campus should conduct the developmental works of the society on the basis of its desires.
- The curriculum should be made more practical and scientific.
- The seminars, conferences, workshops and orientations should be conducted even in local, regional and national level to improve educational skills and competences.
- There should be the researched based activities in the education system.
- The examination systems should be implemented strictly.
- The practical activities and evaluation should be conducted frequently to develop the students' talent and skills.